


WideTEK® 36CL-MF2

Scanner, 21" Touch, PC and
Stand for Canon LFP (iPF)
Printers

Best MFP Solution in the Industry



**The Smarter Alternative.
Fully Featured Scanner, Copier and PC
for all Canon Wide Format Printers.**



© 09_2022 / EN



- SCANS AND COPIES UP TO 36 INCHES, FEEDS UP TO 38 INCHES
- 1200 x 1200 DPI SCANNER RESOLUTION
- FAST SCANS: 10 INCHES PER SECOND AT 200 DPI IN FULL COLOR
- ENDLESS SCANNING - SCAN UNLIMITED LENGTHS TO MULTIPAGE PDF
- 21" TOUCHSCREEN FOR SIMPLIFIED OPERATION
- SCANWIZARD AND PRINTWIZARD CANON LFP SOFTWARE
- VIRTUAL RESCAN, MODIFY IMAGES WITHOUT RESCANNING
- FACE UP SCANNING, REAR OR FRONT EXIT
- CENTER FEED OR RIGHT SIDE FEED WITH GUIDE
- DURABLE, ANTISTATIC, ALL METAL PAPER PATH
- AUTOMATIC SIZE AND POSITION DETECTION
- AUTOMATIC CROP AND DESKEW
- SUPPORTS SRGB, ADOBE RGB, NATIVE COLOR SPACES
- BUILT-IN CLOSED LOOP COLOR CALIBRATION
- INTEGRATED 64BIT LINUX, INTEL QUAD CORE, 8 GB RAM, 128GB SSD
- GIGABIT TCP/IP NETWORK INTERFACE
- BUILT TO LAST
- EASY < ONE HOUR SETUP, PREINSTALLED SOFTWARE

Copy to any Canon wide format printer, scan to any network resource and make the WideTEK 36CL-MF the center of all document input activities.



The WideTEK36CL-600-MF2 is a free-standing scanner supporting direct copy to all Canon wide format printers. Together with the integrated 64bit Linux-PC and the 21" touchscreen, the result is a powerful, economical MFP solution, featuring the best in industry scanning capabilities.

The scanner includes an ergonomic floorstand and a paper catch. Documents can be either ejected into the catch, rewound or returned over the top of the device via the return guides.

*Using the latest camera technology and the built-in closed loop color calibration this scanner meets or exceeds all criteria set forth in the FADGI*** guidelines and in ISO 19264-1 level B.*

Professional Quality. Built to Last. Made in Germany.

**Fastest MFP solution at the lowest possible price
Delivers documents in brilliant image quality**

The WideTEK36CL-600-MF2 forms the basis of a powerful and high-quality MFP system capable to scan, copy and archive documents at high speed. The scanner comes with a built in PC, a 21" touchscreen, all software preinstalled and a stand with a paper catch. Traditional MFPs are limited in scanning capabilities, are not easy to access and might require Window PCs to operate. This standalone scanner has none of these disadvantages.

The WideTEK36CL-600-MF2 also features a built-in closed loop color calibration function, producing the best possible copies for your selected printer and paper combination. All required software option keys are factory installed, making this the easiest to implement MFP solution in the industry.

The WideTEK36CL-600-MF2 solution is by far the fastest color CIS scanner on the market, running at 10 inches per second at 200 dpi in full color. At the full width of 36" and at 600 dpi resolution, the scanner still runs at 1.7 inches per second. The scanning speeds are tripled in black and white and greyscale modes but can be individually configured if required; for example, to scan fragile or valuable documents.

Further highlights that make the WideTEK36CL-600-MF2 scanner the best choice for all Canon printers

- 100% Integration of all printer features into the ScanWizard
- Select media type, printing quality and more as well as watch the ink levels all through one application.
- Closed loop color calibration to any media at no cost.
- All software preinstalled, assign IP address and scan/copy.
- Stand assembles in less than 30 minutes, 8 parts only.
- No training/technician required for setup.

Optional software supports more printers

The scanner's capabilities can also be enhanced by adding additional software packages that allow seamless printing to many other printers from different vendors.

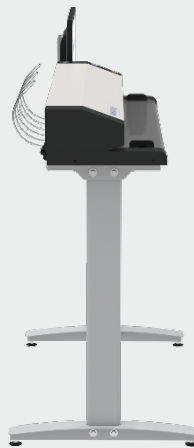
- WTXX-PW-TDS: PrintWizard for Canon TDS ColorWave, PlotWave
- WTXX-PW-HP: PrintWizard for HP PageWide, DesignJet
- WTXX-PW-EPS: PrintWizard for Epson SureColor

Warranty Options:

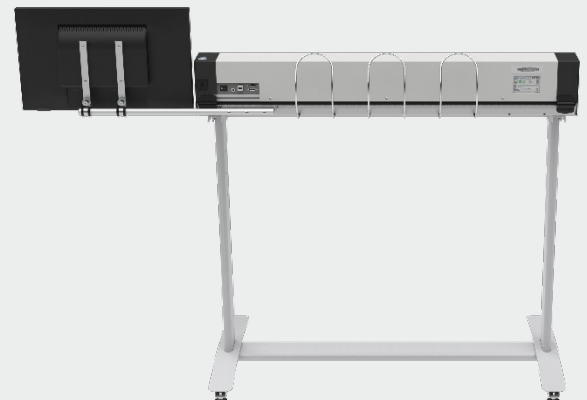
- WTCL-SP12M: Full coverage warranty for 12 month.



Very compact design



Required depth less than 25", 65cm



PC built in, no extra hardware in the back

WT36CL-MF2 Benefits and Advantages

- One scanner supports all Canon wide format printers imagePROGRAF.
- Ergonomic stand for high volume scanning operations.
- Built in ScanWizard software on the 21" full HD touchscreen to control copying and scanning to many different printers or network resources.
- 64bit Linux PC integrated and all software installed.
- Easy to clean, static free, all stainless-steel paper path.
- Only 8 parts to assemble, which can be done in less than one hour.
- Total cost of ownership very low, no consumables.
- Production level scanning at 10" per second in full color is possible. Competing MFP solutions are designed for a couple of scans per day.
- Real network scanning, printer also freely accessible through its own network. Assign a valid IP and start scanning and copying.
- Closed loop color calibration included at no extra cost.
- Additional software and hardware options allow the scanner to operate with Canon TDS (ColorWave, PlotWave), HP DesignJet, PageWide and Epson SureColor printers.
- No need to replace the scanner if printer fails or is abandoned.
- Total cost including setup is lower than almost all competition.

What's in the Box


The WT36CL-600-MF2 Bundle includes

- WT36CL-600-MF scanner
- Integrated 64bit Linux PC and 21" touchscreen
- Ergonomic WT36-STAND with paper catch
- ScanWizard for copying, scanning, archiving
- PrintWizard for Canon LFP imagePROGRAF
- Closed loop calibration software
- Calibration targets, manuals



TECHNICAL DATA

| | |
|--|---|
| Maximum Document Size / Scan Width | 965 mm (38 inch) / 915 mm (36 inch) |
| Scanner Resolution | 1200 x 1200 dpi (optionally 9600 x 9600 dpi interpolated) |
| Speed in 24 bit Color, full 36" width | 200 dpi - 15 m/min (10 inch/s), 300 dpi - 10.2 m/min (6.7 inch/s) |
| | 600 dpi - 2.5 m/min (1.7 inch/s), 1200 dpi - 1.2 m/min (0.8 inch/s) |
| Speed in 8 bit Grayscale, full 36" width | 200 dpi - 22.9 m/min (15 inch/s), 300 dpi - 22.9 m/min (15 inch/s) |
| | 600 dpi - 8 m/min (5 inch/s), 1200 dpi - 3.8 m/min (2.5 inch/s) |
| Color Depth / Scan Output | 48 bit color, 16 bit grayscale / 24 bit color, 8 bit grayscale, bitonal, enhanced halftone |
| File Formats | Multipage PDF (PDF/A) & TIFF, JPEG, JPEG 2000, PNM, PNG, BMP, TIFF (Raw, G3, G4, LZW, JPEG) |
| | AutoCAD DWF, JBIG, DjVu, DICOM, PCX, Postscript, EPS, raw data and more |
| ICC Profiles | Embedded for sRGB, Adobe RGB and native. Individual profiling via web based Scan2ICC subscription |
| Quality | Complies to FADGI *** guidelines, ISO 19264-1 |
| Camera | 3 x Canon CIS modules, 22,389 pixels, encapsulated and dust-proof, instant-on RGB LED lights |
| Computer | 64 bit Linux, Intel quad core processor, 128GB SSD, 8 Gigabyte RAM, for very long scans |
| Touchscreen | 21 inch touchscreen with arm mounted to the scanner |
| USB Port | 1 USB Port for data storage on front of scanner |
| Interface | 1 GBit fast Ethernet with TCP/IP based Scan2Net® interface |
| Media Path | All stainless steel, face up, front loading, and front/rear exit media path |
| Stand with paper Catch | Ergonomic stand with adjustable paper catch |
| Software preinstalled | ScanWizard, PrintWizard Canon LFP (imagePROGRAF) |
| Software Options | PrintWizards for Canon TDS (ColorWave, PlotWave), HP PageWide and DesignJet, Epson SureColor |
| Dimension | H x W x D: 170 x 1088 x 358 mm (6.7 x 42.8 x 14.1 inch) |
| Weight | 21 kg (47 lbs.) + 20 kg (44 lbs.) for the stand and catch |
| Electrical Connection | 100 – 240 V AC, 47 – 63 Hz (external power supply, complies with ECO standard CEC level VI) |
| Power Consumption | < 0.5 W (Sleep) / approx. 5 W (Standby) / < 25 W (Ready to scan) / < 45 W (Scanning) |
| Environment | Operating temperature 5 to 40 °C (40 to 105 °F), relative humidity 20 to 80 % (non-condensing) |
| Noise | < 35 dB(A) (Scanning) / < 25 dB(A) (Standby) |
| Approvals | IEC 62386-1, UL62368-1, CSA C22,2#62368-1; CB, CE, FCC, BIS, CCC, RoHS |



Visit our homepage!

IMAGE ACCESS GMBH

Hatzfelder Str. 161-163
42281 Wuppertal, Germany
Phone: +49 202 27058-0

www.imageaccess.de

IMAGE ACCESS LP

400 N. Belvedere Drive
Gallatin, TN 37066, USA
Phone: +1 (615) 675-4141

www.imageaccess.us

Technical changes, errors and omissions excepted.
All information subject to change. © Image Access GmbH 2022